


Clackmannanshire

Learning Disability Data

Data from the Scottish Commission for People with Learning Disabilities shows that in Clackmannanshire in 2019, there were 272 adults with learning disabilities known to Clackmannanshire Council.

Employment

According to data from the 2011 Census provided by the Scottish Learning Disability Observatory (SLDO) 9.8% of adults with learning disabilities have paid employment, compared with 53.5% of all adults.




Education

According to the 2023 pupil census, in Clackmannanshire, there are 18 pupils with a learning disability receiving support in primary school and 58 pupils with a learning disability receiving support in secondary schools, 76 in total. The census also shows that there are 91 special school pupils with additional support needs in the local authority.

Health

Data from SLDO shows that only 12.9% of people with learning disabilities rate their health as very good, compared with 50.7% of all people.



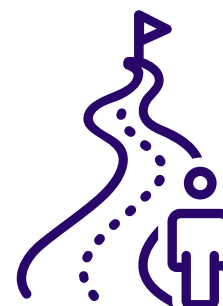
Housing

Data from SLDO shows that 47.6% of people with learning disabilities live in social rented accommodation, compared with 26.1% of all people.

Out of Area Placements

In Clackmannanshire according to the 2018 Coming Home report, there were 19 people out-of-area in Clackmannanshire compared with a total of 705 in Scotland.

Of the 705 people, 16% were marked as having a mild learning disability. 42% as having a moderate learning disability. 25% as having a severe learning disability and finally, 7% as having a profound learning disability.





Delayed Discharge

According to the inpatient census, 2022 NHS Forth Valley had 171 patients who were in psychiatric, addiction or learning disability beds in NHS Scotland.

In Scotland, 11% of adult inpatients had a diagnosis for either a learning disability or autism.

The average length of delay in discharge in Scotland was just over 2 months.

National Statistics

Number of people with learning disabilities in Scotland

Data from SCLD shows that in 2019, there were 23,584 people with learning disabilities known to local authorities in Scotland. However, according to Fraser of Allander, estimates put the actual number of people with learning disabilities as high as 175,000.



Positive Destination

Data from the Summary Statistics for Follow up Leaver Destinations, 2022, shows that in 2020/21 88% of pupils with learning disabilities went onto a positive destination, compared with 97% of pupils without learning disabilities.

Attainment

Data from the Summary Statistics for attainment and initial leavers destination, 2022 showed that in 2020/21 17.4% of pupils with a learning disability had no NQ qualifications at level 2 or better, compared with 0.9% of pupils without a learning disability.

